

Fitted Sheets Terry/Jersey

with elastic band – ideal for every use

Blended fabric of cotton and polyester, see below for details – 180/190 g/m²

Advantages

Fitted sheets ideally suited for constant use with frequent washing cycles. Available ex warehouse in two tried and tested and highly recommended cotton blended fabrics. Special sizes, mattress heights and colors are also available as custom-made products on request.



Quality features – Jersey line

Material: Single jersey, 50 % cotton/50 % polyester
Weight: 190 g/m²
Dyeing: White
Design: With all around elastic band suitable for institutional use, permanently elastic

Quality features – Terry line

Material: Terry, 80 % cotton/20 % polyester
Weight: Approx. 180 g/m²
Dyeing: White 007 – with an optical brightener in blue;
Design: With all around elastic band suitable for institutional use, permanently elastic
Certificates: OEKO-TEX® Standard 100

Standard Range – Colors and Sizes

Fitted sheets Sizes in cm	Jersey line 90–100 x 190–200	Jersey line 140–160 x 200	Jersey line 180–200 x 200	Terry line 90–100 x 190–200
Color	Color designation	Chlorine resistant		
	007 white		✓	✓
Packing units per towel type	16	12	8	14
Minimum order quantity for custom colors – in pieces	100 each			

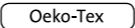
△ = chlorine treatment possible. Please make sure to observe the instructions of the chemical manufacturer, as the fabric may be damaged otherwise.

✓ = available ex warehouse

Dimensions before washing. Please observe the following tolerances: Size +/- 5% | Weight +/- 5% | Color +/- 5% | Shrinkage approx. 7–10% depending on specification



Washability



Tested for toxins